



T680



KENWORTH.
The World's Best.



T680 76 Inch Sleeper



KENWORTH
THE WORLD'S BEST.

T680



BOLD

INTELLIGENT

PRODUCTIVE

TECHNOLOGY DRIVEN AND INDUSTRY-LEADING AERODYNAMICS.

The Kenworth T680 will change the way you do business. The way you reward drivers. The way you save money on fuel. And, moving forward, the way you measure your investment in heavy duty trucks. • Let your journey begin.

REWARDING

T680 ADVANTAGE



THE CUTTING EDGE JUST GOT A WHOLE LOT SHARPER.

Start with the most highly evolved aerodynamic long-haul tractor, the Kenworth T680. Add special factory-installed aerodynamic enhancements for the tractor that combine to reduce drag to an absolute minimum. Optimize the powertrain with a PACCAR MX-13 engine, an automated transmission and fuel efficient drive axles. Incorporate Kenworth's Idle Management System, which eliminates the need to run the truck for off-duty temperature control. And integrate real-time reporting technology to help the driver run in the sweet spot for maximum fuel efficiency.

Bottom line: The Kenworth T680 Advantage can improve fuel economy by as much as ten percent. Proven. Kenworth luxury, craftsmanship, reliability and driver satisfaction also come as part of the deal.



KENWORTH
THE WORLD'S BEST.

Kenworth T680:

- Most advanced and aerodynamic truck ever produced by Kenworth
- Front air dams, longer side extenders and chassis fairing extenders, new rear chassis fairing design and exhaust cut-out covers are now standard.



Fuel Saving Intelligence:

- Tire Pressure Monitoring System
- Predictive Cruise Control
- Neutral Coast
- Driver Rewards
- Driver Shift Aid
- Driver Performance Assistant
- Engine Idle Shutdown

Kenworth Idle Management System:

- No-idle sleeper air conditioning system
- Optional fuel fired heater
- Optional auto start/stop system

Wide-Base Super Single Tires:

- Reduces weight 300 lbs.
- Improves fuel mileage

PACCAR MX-13 Engine:

- High efficiency engine for optimized fuel economy
- High Pressure common rail fuel system
- Compacted Graphite Iron (CGI) for improved strength and reduced weight

Eaton Advantage Transmission:

- Automated manual or manual
- Provides optimized shifting
- Fully integrated with the PACCAR MX-13

Fuel Saving Drive Axles:

- High efficiency 6x4 or 6x2 drive axles to improve fuel economy
- Optional Wheel Covers

T680

Integrated Powertrain

PACCAR MX-13

Powered By Quality



Horsepower	Peak Torque lb-ft
380	1,450 @ 1,000
405	1,450 @ 1,000
405	1,550/1,750 @ 1,000*
430	1,550 @ 1,000
430	1,550/1,750 @ 1,000*

Horsepower	Peak Torque lb-ft
455	1,650 @ 1,000
455	1,550/1,750 @ 1,000*
485	1,650 @ 1,000
500	1,850 @ 1,100

PACCAR MX-11

Powered By Quality



Horsepower	Peak Torque lb-ft
355	1,250 @ 1,000
375	1,350 @ 1,000
385	1,450 @ 1,000

Horsepower	Peak Torque lb-ft
425	1,450 @ 1,000
430	1,350/1,550 @ 1,000*
430	1,550 @ 1,000

Powering the Kenworth T680 are the high quality and reliability of the PACCAR MX engines. The 12.9-liter PACCAR MX-13 engine is designed to meet the demands of linehaul heavy duty truck applications — delivering the increased horsepower and torque needed to move large payloads with ease, even on steep grades. The 10.8-liter, six-cylinder, in-line PACCAR MX-11 engine is perfect for weight sensitive pickup and delivery, less-than truckload and regional applications.



KENWORTH
THE WORLD'S BEST.

PACCAR MX-13 ***Powered By Quality***



Kenworth's integrated powertrain has been engineered to maximize fuel economy, reliability and performance while delivering The World's Best® driving experience. Components work together seamlessly to lower engine RPMs — regardless of road speed, reducing friction and fuel consumption yet delivering all the power drivers demand.

Start with the PACCAR MX-13 engine, pound for pound the most efficient powerplant ever designed for heavy duty trucks. The 10-speed automated manual transmission takes the guesswork out of shifting, reduces fatigue and simplifies operation for drivers of all experience levels. And precisely-matched tandem 6x2 and 6x4 rear axle ratios deliver power to the asphalt with minimum loss.



T680 Day Cab Diamond VIT



KENWORTH
THE WORLD'S BEST.

T680



BOLD

INTELLIGENT

PRODUCTIVE

AS BEAUTIFUL AS THIS TRUCK IS, IT'S EVEN MORE SATISFYING TO DRIVE.

The T680's sweeping lines wrap a world-class cabin equal to fine automobiles. Inside, groundbreaking technology meets tradition. Space, elegant design, fine craftsmanship and an abundance of luxury details define the environment. Interior systems fit the driver enhancing the feel and sense of control with true ergonomic comfort.

REWARDING







T680 76 Inch Diamond VIT Sleeper



T680 76 Inch Diamond VIT Sleeper



76 Inch High-Roof Sleeper

The Kenworth T680 with a 76-inch sleeper is the ultimate driver's truck. Offering a spacious, modern and elegant interior with configurable options that personalize — and heighten — the driving experience. It's also a great place to work or just relax.



76 Inch Mid-Roof Sleeper

For lower-profile and weight-sensitive applications, the Kenworth T680 with a 76-inch mid-roof sleeper reducing weight by 100 lbs. The spacious sleeper can be ordered with either the optional back wall storage system or folding upper bunk to meet your individual needs.



52 Inch Mid-Roof Sleeper

When the schedule requires a short layover, the Kenworth 52-inch sleeper is a welcome sanctuary. It measures 8 feet wide with a generous walk-through and stand-up-and-stretch headroom. It is also available with an aerodynamic roof fairing.



40 Inch Flat Top Sleeper

For applications where length and tare weight are at a premium, Kenworth's 40-inch sleeper is a perfect match. It offers a compact, yet comfortable sleeping environment, 22 cubic feet of storage space, overhead shelves, a cell phone cubby and extra large coat hooks specifically designed to hold hard hats as well as coats.

THIS IS YOUR KENWORTH.

Kenworth trucks are custom-built from the ground up to match your specifications, your loads and your lifestyle. Resulting in a superior level of craftsmanship and luxury. Personalize your 76-inch sleeper with the following options to create a “fit” as comfortable as a hand-made boots.



Sturdy work/
dining table
swivels for easy
access from bunk
or passenger
seat.



A spacious on-top
organizer for keys,
cell phone and other
necessities; hand-hold
cubby for stable access
to upper bunk.



TV wall mount for flat
screen monitors up to
23 inches extends and
revolves for viewing
from anywhere.



Large capacity,
drawer-style
refrigerator/freezer
mounted at mid-level
for wide open access
without bending over.



Upper storage unit
includes a tie-down
to accommodate
your microwave.



A larger under-wardrobe
cabinet shown with
optional door; easily
removable for added
convenience.

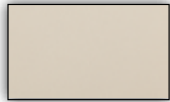
INTERIOR COLORS AND OPTIONS

The T680 is available in two interior trim levels, the Vantage and the Diamond VIT. Offered in Slate Gray or Tan, either choice comes with three shades of vinyl plus a complementary trim color.


Vantage Interior

Diamond VIT Interior

Tan Interior



Light Tan



Medium Tan



Dark Tan

Tan Floor Coverings



Standard Gray Rubber Mat



Optional Dark Tan Carpet



Vantage Interior Accents

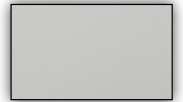


Tan Vantage




Slate Gray Vantage


Slate Gray Interior



Light Slate Gray



Medium Slate Gray



Dark Slate Gray

Slate Gray Floor Coverings



Standard Gray Rubber Mat



Optional Dark Gray Carpet



Diamond VIT Interior Accents



Tan Diamond VIT



Slate Gray Diamond VIT

KENWORTH SEATS

As a true driver's truck, the T680 offers The World's Best seating arrangements – superior in comfort, adjustability, ride suspension and personal climate control. Upholstery choices include durable vinyl, cloth, Ultraleather and premium leather coverings.

Key Features and Options*

Advanced Suspension	Benefit
Micro Adjustable Damping	Set exactly the ride feel you want.
Suspension Travel Protection Zone	Avoid harsh bump stops.
Base Extension with Independent Full Tilt	Optimize both leg comfort and recline angle.
Weight Compensating Auto Level and Memory	No need to readjust for different size drivers.
Height Independent Adjustability	Maximum comfort at all heights.
Upper Back Adjustability	Provides spine-matching contouring.
Adjustable Side Bolsters	Customizable side-to-side support.

Climate	Benefit
Heating	Warmth in the winter.
Cooling	Cooling comfort in the summer.

Longevity	Benefit
Replaceable Cushions	Keep your seats looking and feeling new.

Seat Covering Options

	Vinyl	Cloth Two-Tone	DuraSupreme	Ultraleather®	Leather Two-Tone
Slate Gray					
Tan					
Black					

Extensive Adjustability and Outstanding Comfort Features



* Not all options available with all seat trim levels
Ultraleather Is a Registered Trademark of Ultrafabrics LLC.



T680 76 Inch Mid-Roof Sleeper



KENWORTH
THE WORLD'S BEST.

T680



BOLD

INTELLIGENT

PRODUCTIVE

A TRUCK THIS ADVANCED WILL TAKE YOU PLACES YOU'VE NEVER BEEN.

The T680 employs a suite of technologies and design features that elevate the driving experience to new heights of safety, efficiency and satisfaction. These intelligent support systems empower the driver to make better, more informed decisions, remain connected 24/7, and dial in the perfect work environment. At the end of the day, this is all about helping the driver feel less fatigued and more fulfilled.

REWARDING

T680

Driver Performance Technology

DRIVER PERFORMANCE CENTER

To drive a truck efficiently, drivers must track fuel, vehicle and safety systems performance on the go. But good information isn't the only thing the new Kenworth Driver Performance Center offers. The quality, clarity and visual in real-time presentation also means a lot when you're focused on the road. The 5 inch full color, high resolution screen is an industry first. At a glance, it tells you everything you need to know about operating in the sweet spot between performance and efficiency. Truck diagnostics and performance indicators pop up to alert the driver. Trip details and multi-route comparisons allow them to maximize performance every day.

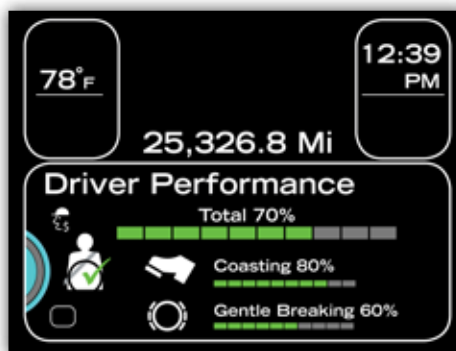
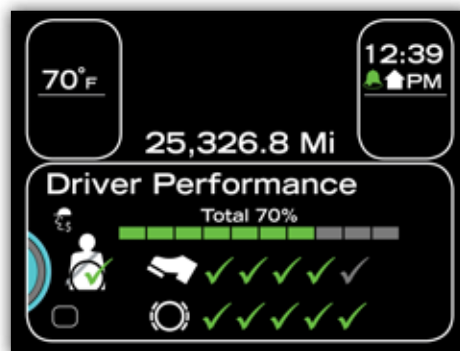




KENWORTH
THE WORLD'S BEST.

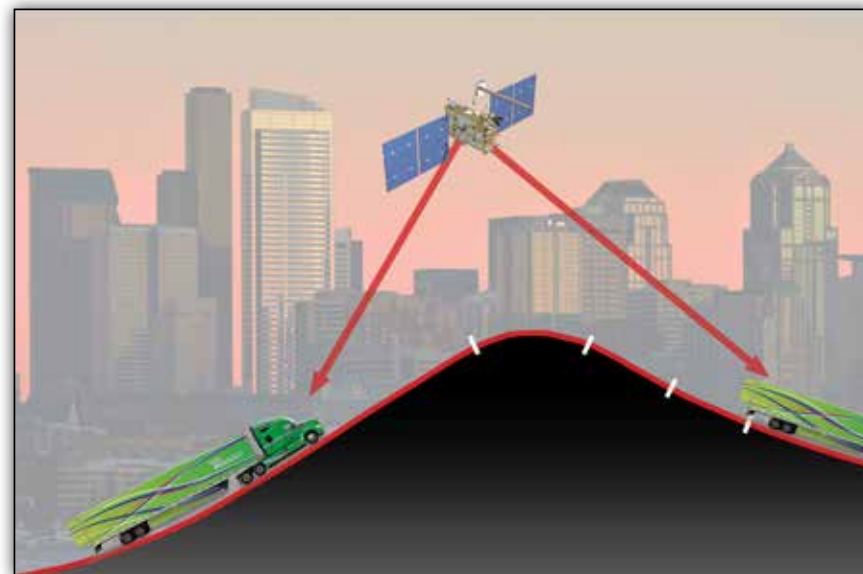
DRIVER PERFORMANCE ASSISTANT

Standard on every Kenworth with a PACCAR MX-13 engine, the Driver Performance Assistant module monitors and scores driving technique in real-time — encouraging behavior that supports better fuel economy and longer brake life. The system coaches improvements by showing drivers how to best optimize the truck's performance — by coasting longer, utilizing the engine brake, anticipating the road ahead and braking with less force.



PREDICTIVE CRUISE CONTROL

This option alone delivers up to a 2 percent improvement in fuel economy, especially if you operate in rolling hills. Unlike standard cruise control which maintains a set speed regardless of the terrain, Predictive Cruise Control employs GPS and 3D digital map technology to anticipate changes in grade up to a mile ahead. Using those inputs, the technology automatically modifies the standard cruise control response in order to maximize fuel economy.



When a hill climb is immediately followed by a decent, the system will reduce the amount of fuel injected just as the truck begins to crest the hill. The vehicle speed will drop slightly below the set cruise speed as the truck uses its own mass to “push” it over the top, then coast into the decline, tapping the engine brake as necessary. This technique is far more advanced than standard cruise control and will improve fuel economy even beyond what a skilled driver could accomplish.

T680

Connected Truck



KENWORTH
TRUCKTECH+

Running your business just became a whole lot easier, more productive, more efficient and more profitable. Introducing Kenworth TruckTech+. An innovative new technology that helps you diagnose and solve potential problems — before they impact your operation. Standard in every new Class 8 Kenworth with a PACCAR MX-11 or MX-13 engine.



When an engine fault code is triggered, TruckTech+ sends a notification to the fleet operations manager and to designated Kenworth dealers immediately.



The fleet operations manager will have enough information to determine the course of action, whether to direct the driver to keep driving, or proceed to a Kenworth dealer to be serviced.



Kenworth dealers will have visibility to the fault code diagnosis prior to a truck arriving in order to expedite service.



Immediate recommended action is provided to the operator through the driver performance center.



The system generates a comprehensive fault report that can be viewed online or emailed to the fleet manager.



Detailed reports are readily available on each truck currently presenting an actionable code. You can filter the information by specific chassis, severity, make, model, year it was manufactured and location.



KENWORTH
THE WORLD'S BEST.



KENWORTH
NAV+ HD

NAV+ HD is an in-dash display designed specifically for life on the road. Consider it your personal assistant. With a simple touch to the high-resolution 7-inch color screen – or a spoken command – you have direct access to a full range of valuable and productive features: Truck-specific navigation, roadside assistance, vehicle data, hands-free calling, audio controls (including satellite radio, AM/FM/CD/MP3/USB/Bluetooth), blind-spot camera inputs and the internet. NAV+ HD. Enjoy the road.



On-board navigation is becoming commonplace, but the NAV+ HD is the first system in the industry to offer optimized routes customized to your truck parameters and your load.



With Google Chrome, choose from results and suggestions that appear as you type, including your recent searches and visited websites while Autofill lets you complete forms with just one tap.



NAV+ HD makes adding a camera system quick and easy. Real-time screen views for up to four cameras are directly and instantly accessible.



Pre-loaded virtual gauges include oil temperature, transmission temperature, manifold boost, present and average fuel economy, DPF status and engine torque.



NAV+ HD audio features AM/FM/Weather bands, CD player, USB port for memory devices containing MP3 or audio files, and Bluetooth wireless audio streaming from Bluetooth enabled devices.



NAV+ HD integrates Bluetooth wireless technology with an in-cab microphone and speaker. Just pair it with your compatible Bluetooth phone and talk hands-free.

T680

Power Management Technology

KENWORTH IDLE MANAGEMENT SYSTEM

Kenworth's factory-installed, battery based no-idle system is designed to help long-haul fleets in hot and cold climates to reduce idling time and fuel usage without compromising performance. As a split system, Kenworth's factory installed option provides one of the smallest footprints in the industry, allowing for maximum storage under the bunk. It also features on-board diagnostics, full automatic temperature control in A/C and heating modes, a digital LCD display that makes it easier for drivers to control the unit, and provides battery monitoring capabilities.



The user interface control with a LCD display conveniently located on the sleeper control panel provides automatic temperature control in both A/C and Heating modes.



The remote condenser with brushless fan assembly is installed centrally on the upper exterior wall for optimum performance.



When the weather gets cold, Kenworth's optional under bunk heater will keep you warm while using as little as 0.02 gallons of diesel per hour.



Four Group 31 batteries, electrically isolated from the truck, power the system.



The compact brushless DC compressor and evaporator assembly is strategically located in the sleeper storage area.



KENWORTH
THE WORLD'S BEST.

AUTO START/STOP

Kenworth's power management system is designed to help you minimize idle time without compromising performance. The benefits in fuel savings, reduced maintenance, environmental compliance and driver satisfaction can be substantial.



The system automatically starts the engine if batteries run too low or the engine becomes too cold, then turns the engine off once conditions have met preset parameters — a smart way to manage off-duty charging requirements without idling the truck unnecessarily.



SLEEPER POWER PACKAGE

Kenworth's optional 1800 watt inverter lets you plug into shore power to run hotel loads while charging the batteries. Available with 52- and 76-inch sleepers, the inverter is mounted under the bunk on the rear wall to maintain unobstructed access to the toolbox. The package includes four 120 volt outlets — two in the sleeper for appliances such as microwave, TV or your laptop and two on the inverter itself (easily reached through the toolbox door). The system also comes with an on/off switch and battery status indicator conveniently located on the sleeper control panel.



ULTRA CAPACITOR STARTING SOLUTION

The ultracapacitor-based engine start module (ESM) provides dedicated power to start the truck, freeing system batteries to concentrate on powering everything else. Designed to last far longer than regular batteries, the ESM is dedicated and wired directly to the starter. So even if the system batteries are severely discharged, the ESM stays full up and ready to crank.



Since the ESM is ultracapacitor based, it only takes one ESM to crank up to a 15L diesel engine in the harshest weather.



NO STEP

NO STEP

PACCAR



KENWORTH
THE WORLD'S BEST.

T680



BOLD

INTELLIGENT

PRODUCTIVE

**THE HIGH QUALITY AND RELIABILITY OF THE T680 MAKES YOU MONEY BY
SAVING YOU TIME.**

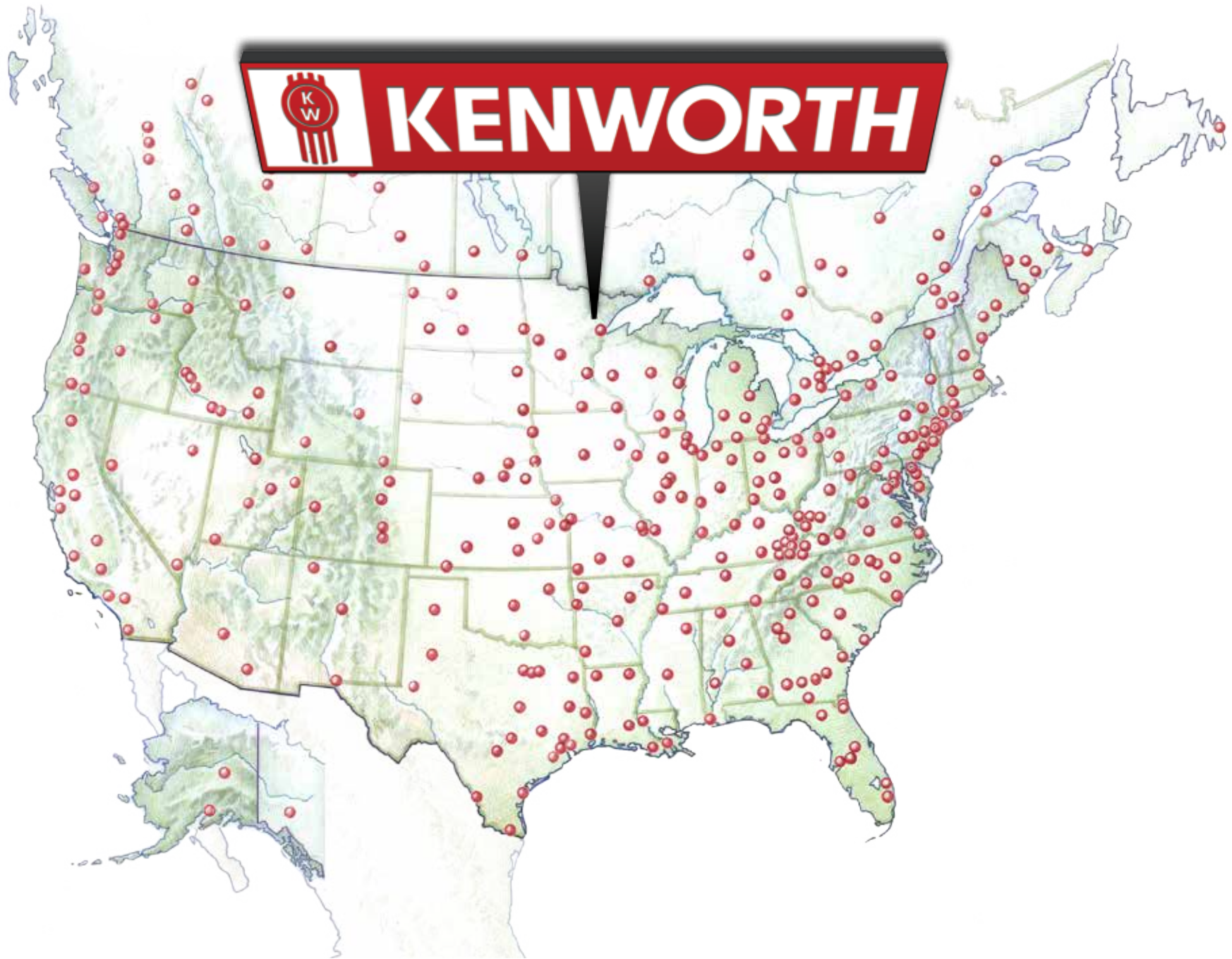
The T680 makes you money by helping you stay on the road logging miles.

That distinction will make a big difference to your operation. Durable state-of-the-art materials, reliable long-life components with less frequent service intervals and easier-to-repair engineering design, combine to make the T680 the most productive truck you've ever owned.

REWARDING

T680

Service and Support





KENWORTH
THE WORLD'S BEST.



BOLD

INTELLIGENT

PRODUCTIVE

**IN A 24/7 WORLD WHERE CUSTOMERS RIGHTFULLY EXPECT TO HAVE IT ALL,
YOU NEED YOUR NETWORK MORE THAN EVER BEFORE.**

Kenworth's dealers and you are in this together. From the moment you put your new T680 to work, Kenworth and its extensive dealer network – with over 360 locations throughout North America – are standing by. You will never be far away from expert parts and service support. Trust your Kenworth network to be there, to be prepared, to have your best interests at heart and to be quick about it, whatever it is.

REWARDING



PREMIERCARE SETS THE STANDARD FOR CUSTOMER SERVICE

When you selected your Kenworth, you chose The World's Best heavy duty truck. You deserve the same level of passion, excellence and attention to detail from those who care for it. Kenworth PremierCare is committed to increasing productivity of every truck in your fleet by offering extended hours of operation, expedited diagnostics, mobile roadside assistance and expert factory-trained technicians. PremierCare Gold Certified Dealers are certified by Kenworth and offer a complete range of PremierCare services that are all focused on maximizing uptime.




KENWORTH
THE WORLD'S BEST.



EXPRESSLANE: KNOW ALL YOUR OPTIONS – FAST.

When the unexpected happens, PremierCare ExpressLane provides an expert diagnosis and estimate of the time and cost of repair – within two hours. By knowing what to expect, you can make important decisions regarding the driver and the load faster than ever before.




PROMPT, PROFESSIONAL SERVICE YOU CAN COUNT ON

Trust factory-certified technicians with advanced engine training and immediate access to a vast inventory of quality parts to streamline your service solution. In addition, TruckTech+ professionals can help diagnose issues leveraging Kenworth's TruckTech+ before the truck arrives at the dealer.



EXPERT ASSISTANCE THAT NEVER TAKES A DAY OFF.

Kenworth PremierCare Roadside Assistance is on call 24 hours a day, 365 days a year to connect you with the help you need anywhere in North America. 1-800-KW-ASSIST puts you in touch with a highly trained Kenworth heavy truck specialist who can manage emergency service needs.



ALL THE CONVENIENCES OF A HOME OFFICE.

PremierCare Driver's Lounges offer a comfortable environment that make it easy to relax – or remain productive – for as long as your truck is in the shop. Just another way to say we appreciate your business and value your time.



T680 76 Inch Mid-Roof and High-Roof Sleepers



KENWORTH
THE WORLD'S BEST.

T680



BOLD

INTELLIGENT

PRODUCTIVE

ENJOY THE ROAD TO SUCCESS.

An investment in the Kenworth T680 pays off in greater fuel economy, driver retention, productivity and excellent resale value. You also gain the pure pleasure of putting your name on the door of a truck that commands respect wherever it goes. Whether you purchase or lease, in the long run you will be glad you own The World's Best.

LET YOUR DRIVE BEGIN!

REWARDING

HEAVY-DUTY SUPPORT WHENEVER - AND WHEREVER - YOU NEED IT

The reliability and moneymaking potential of your business relies on the dependability of your support system – another great reason to invest in a Kenworth.



Combining premium Kenworth trucks and personalized local service, PacLease provides customized full-service lease, rental and contract maintenance programs designed to meet the specific needs of customers.



For over 50 years and through all economic cycles, PACCAR Financial has been providing Kenworth owners with innovative financing solutions that can be customized to meet individual business needs.

**PACCAR
GENUINE PARTS**

PACCAR Genuine parts are first-fit parts that keep a Kenworth as original and reliable as the day it rolled out of the factory. Keep your truck and engine well-maintained with the quality, performance and warranty delivered from PACCAR Genuine parts.



A PACCAR COMPANY

KENWORTH TRUCK COMPANY
P.O. Box 1000
Kirkland, Washington 98083-1000
(425) 828-5000

CANADIAN KENWORTH COMPANY
6711 Mississauga Road N.
Mississauga, Ontario L5N 4J8
(905) 858-7000



*Requires satellite radio subscription.

Note: Equipment and specifications shown in this brochure are subject to change without notice. Consult with your Kenworth dealer at time of ordering for standard and optional equipment.

T680/16

© 2016 Kenworth Truck Co.