

A detailed, high-resolution photograph of a PACCAR MX-11 engine, shown from a front-three-quarter perspective. The engine is a complex piece of machinery with various components like the cooling fan, belts, and hoses visible. The background is a solid blue color with faint, large, stylized letters 'D', 'A', 'C', 'V' and 'D', 'A', 'C' overlaid. The PACCAR logo is visible on a component in the upper right.

PACCAR ENGINES

MX-11

EPA 2021

UPTIME

MX-11 engines are built for durability, with a B10 design life of over one million miles. Every MX-11 comes standard with remote diagnostics to deliver focused uptime support.

EXCELLENT FUEL ECONOMY

With ratings of up to 445 HP and 1,700 LB.-FT. of torque, downsizing for fuel economy no longer means compromising performance.

LOW COST OF SERVICE

With a 75,000-mile oil change interval, MX engines will save your business money due to the low cost of routine maintenance over the life of the engine.

WEIGHT SAVINGS

Weighing 300 LBS. less than a 13 L. engine, the MX-11 can haul more payload.

SUPERIOR PERFORMANCE & QUIET OPERATION

An MX engine has broad torque curves, so it requires less shifting, and the quiet operation improves the driving experience.

RATINGS

PEAK HORSEPOWER

445
430MT
430
415
400
375
355

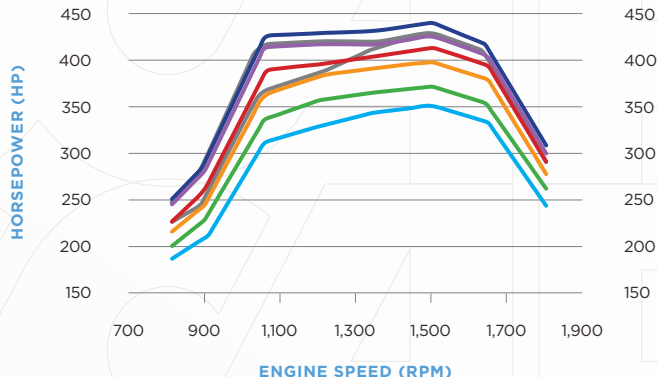
PEAK TORQUE (LB.-FT. @ RPM)

1,700 @ 900
1,450/1,650 @ 900¹
1,650 @ 900
1,550 @ 900
1,450 @ 900
1,350 @ 900
1,250 @ 900

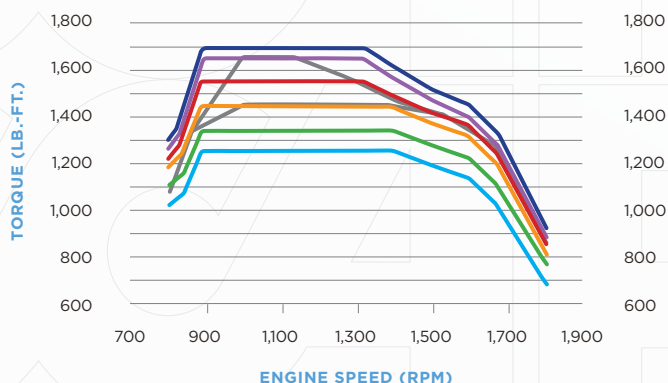


¹Multi-torque rating

HORSEPOWER



TORQUE



SPECIFICATIONS

CONFIGURATION

Inline 6-cylinder

BORE X STROKE (MM)

123x152

DISPLACEMENT

10.8 L.

DRY WEIGHT

2,200 LBS.

OIL SYSTEM CAPACITY

39 U.S. QTS.

HORSEPOWER

355-445 HP

PEAK TORQUE

1,250-1,700 LB.-FT.

GOVERNED SPEED

2,200 RPM

BASE WARRANTY²

2 YRS./250K MI./400K KM.

MAJOR COMPONENTS WARRANTY

5 YRS./500K MI./800K KM.

CERTIFICATION

EPA 2021

²Extended protection plans available

MAINTENANCE INTERVALS

MAINTENANCE ITEM³

MI.


KM.

Fuel Filter	Normal/Line Haul < 20% Idle Time	75,000	120,000
	Normal/Line Haul > 20% Idle Time	50,000	80,000
	Severe/Vocational Duty	30,000	48,000
Oil and Filter	Normal/Line Haul < 20% Idle Time	75,000	120,000
	Normal/Line Haul > 20% Idle Time	50,000	80,000
	Severe/Vocational Duty	30,000	48,000
Coolant Filter		300,000	480,000
DEF Filter		300,000	480,000
DPF Service ⁴		600,000	960,000

³Reference MX Engine Operators Manual for engine maintenance requirements

⁴Wet cleaning interval

AFTERTREATMENT SYSTEM



COMPACT DESIGN

SIMPLIFIED PACKAGING

LIGHT WEIGHT

